

INTELECT[®] **MOBILE 2**

THE NEXT GENERATION
IN ELECTROTHERAPY





INTELECT® MOBILE 2

THE NEXT GENERATION IN ELECTROTHERAPY

The Intelect® Mobile 2 is the next generation in physical medicine modalities, its intuitive design is clever and its features, usability and simplicity make Intelect Mobile 2 the choice for today's modern practice.

The Intelect Mobile 2 is simple to use and set up thanks to the built in suggested protocol settings developed around the current clinical practices.

The Intelect Mobile 2 has an easily accessible high resolution anatomical library which allows you to explain visually to the patient their condition and the treatment pathway.




KEY FEATURES

INNOVATION AND SIMPLICITY THROUGH DESIGN



LARGE GRAPHIC COLOR TOUCH SCREEN

High resolution 7" capacitive touch screen for access to intuitive user interface and extensive anatomical library. Suggestions for the placement of electrodes and areas for ultrasound applicator placement are in easy to use and find guidelines. The touch screen also gives real time information as to the progress of the individual treatment and a summary after treatment ends.



NEW ULTRASOUND APPLICATOR

Ergonomic design fit for the hand. Improved coupling detection and monitoring.

ERGONOMIC DESIGN

New contemporary modern design to fit in any therapy office, but versatile enough with the integral option of the battery to make the device simple and convenient to use in the patients own home.



MOBILE

Lightweight device with ergonomically designed handle and optional integral battery, eliminating the need to carry mains wires on home visits. Optional custom carry case available for transporting the device safely and securely. Available early 2020.

HOME USE

Intelect® Mobile 2 was designed to be compliant with IEC 60601-1-11 and can be used for treatment in the patients own home as well as the therapist office, giving flexibility and versatility for both clinician and patient alike.

MEMORY

The Intelect Mobile 2 has built in suggested protocols based on currently available clinical evidence, the user can also write and store custom protocols which can be stored with a specific ID or treatment.



OPTIONAL CART (OPTIONAL VACUUM UNIT)

Optional cart with storage drawers ensuring all accessories are convenient and easy to reach from the device, large wheels allow the cart and device to be moved easily around the office, add in the option of the vacuum unit to allow the use of vacuum in electrotherapy. Vacuum unit available early 2020.

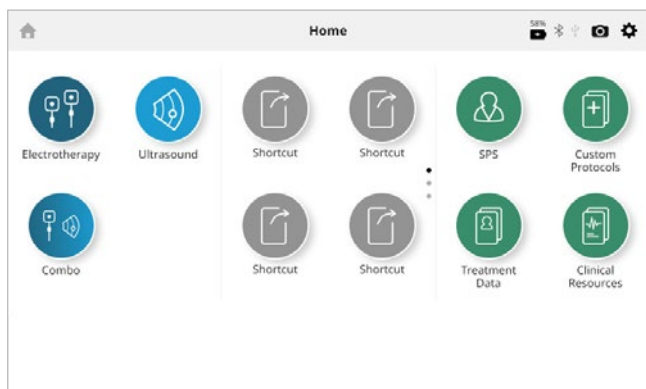


KEY FEATURES - INTERFACE

Intelect® Mobile 2 offers the next generation of intuitive and intelligent user interface - designed with the therapist in mind.

INTELLIGENT INTERFACE

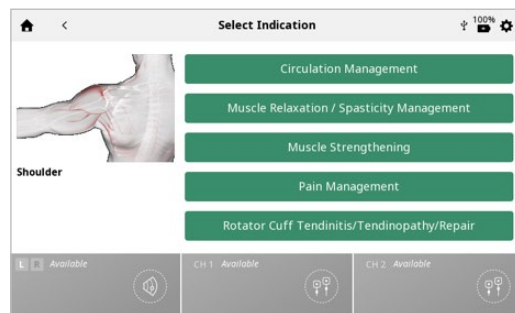
Buttons on the device and connection points for Modality accessories have interactive lights to show the status of the device or port.



SUGGESTED PROTOCOL SETTING

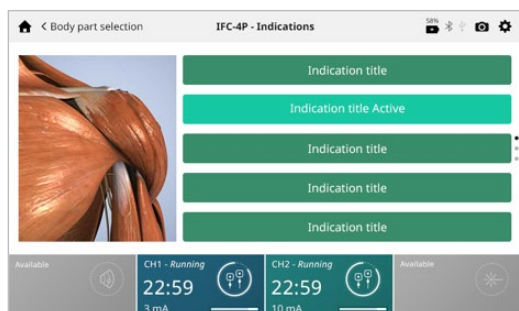
Assists the user in setting the functions of the device and each therapy, settings are based on current clinical practice.

Suggested protocol settings (SPS) can be modified to produce custom treatment regimens and saved as a custom protocol.



HI RESOLUTION ANATOMICAL LIBRARY

Illustrates an array of pathologies allowing simple explanation of conditions and treatment to the patient.



FUTURE PROOF TECHNOLOGY

Intelect Mobile 2 has been designed with the ability of software upgrades allowing additional functionality to be added. The free software upgrades will be made available on the chattanoogarehab.com website along with simple instructions on how to perform any upgrades and access to updated product manuals incorporating any software enhancements to the device.



INDICATIONS

STIM

TENS

- SYMPTOMATIC RELIEF OF CHRONIC PAIN (1)
- MANAGEMENT OF POST-OPERATIVE PAIN (2)

NMES

- MUSCLE RE-EDUCATION (3)
- INCREASING LOCAL BLOOD SUPPLY (4)
- RELAXATION OF MUSCLE SPASMS (5)
- MAINTAINING/INCREASING RANGE OF MOTION (6)

ULTRASOUND

- RELIEF OF PAIN FROM MUSCLE SPASM (7)
- RELIEF OF PAIN FROM JOINT CONTRACTURE (8)
- RELIEF OF PAIN ASSOCIATED WITH LIGAMENT (9)
- SPRAINS, TENDINITIS AND MUSCLE SPASM (10)



CLINICAL INFORMATION

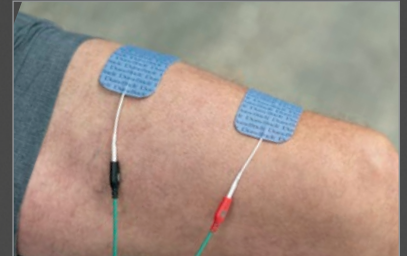
1. The effectiveness of transcutaneous electrical nerve stimulation in the management of patients with complex regional pain syndrome: A randomized, double-blinded, placebo-controlled prospective study. Bilgili A, Çakır T, Doğan ŞK, Erçalık T, Filiz MB, Toraman F Nov 2016
2. Comparison of the Effect of Sensory-Level and Conventional Motor-Level Neuromuscular Electrical Stimulations on Quadriceps Strength After Total Knee Arthroplasty: A Prospective Randomized Single-Blind Trial. Yoshida Y, Ikuno K, Shomoto K.Dec 2017
3. Neuromuscular Electrical Stimulation Superimposed on Movement Early after ACL Surgery. Labanca L, Rocchi JE, Laudani L, Guitaldi R, Virgulti A, Mariani PP, Macaluso A. Mar 2018
4. A randomised controlled trial of electrostimulation effects on effusion, swelling and pain recovery after anterior cruciate ligament reconstruction: a pilot study. Ediz L, Ceylan MF, Turktas U, Yanmis I, Hiz O Oct 2011
5. A promising approach to effectively reduce cramp susceptibility in human muscles: a randomized, controlled clinical trial. Behringer M, Moser M, McCourt M, Montag J, Mester J. Apr 2014
6. Effect of electrical stimulation to long head of biceps in reducing gleno humeral subluxation after stroke. Manigandan JB, Ganesh GS, Pattnaik M, Mohanty P.Jan 2014
7. Thermal ultrasound decreases tissue stiffness of trigger points in upper trapezius muscles. Draper DO, Mahaffey C, Kaiser D, Eggett D, Jarmin J. Apr 2010
8. Overview of Therapeutic Ultrasound Applications and safety considerations. Miller,D., Smith, N., Bailey, M., Czarnota, G., Hynynen, k., & Makin I 2012
9. A comparison of the effectiveness of low-, moderate and high dose ultrasound therapy applied in the treatment of myofascial pain syndrome. Modern Rheumatology 24, 2014.
10. Efficacy of Therapeutic Ultrasound in Pain and Joint Mobility in Whiplash Traumatic Acute and Subacute Phases. Ruiz-Moliner C, Jimenez-Rejano JJ, Chillón-Martinez R, Suarez-Serrano C, Rebollo-Roldan J, Perez-Cabezas V Sep 2014

INTELECT® MOBILE 2 RANGE



STIM

The Intelect® Mobile 2 **STIM** is an electrotherapy system used with or without an optional cart, allowing for the inclusion of a Vacuum module. The Intelect Mobile 2 stim has available a selection of widely used waveforms allowing the therapist multiple treatment options, these waveforms are easily selected from the user interface and guidelines as to electrode placement are also given for the selected treatment area. This equipment is to be used only under the prescription and supervision of a licensed medical practitioner.



ULTRASOUND

The Intelect Mobile 2 **ULTRASOUND** is an ultrasound therapy system used with or without an optional Cart. The Intelect Mobile 2 Ultrasound offers dual frequency Ultrasound at 1 or 3 MHz, Pulsed or continuous duty cycles (10%, 20%, 50% & 100%). Supplied with a 5cm² ultrasound applicator with additional optional heads available. Guidelines for treatment area are available on the user interface. Coupling detection can be monitored either audibly (set to on as default) or visually by the LED on the back of the applicator, treatment time indicator will stop when head is uncoupled so the of amount of ultrasound treatment delivered during the time period is accurately measured and reproducible. This equipment is to be used only under the prescription and supervision of a licensed medical practitioner.



COMBO

The Intelect Mobile 2 **COMBO** is a two-channel electrotherapy, ultrasound therapy and Combo system used with or without an optional Cart, allowing for the inclusion of a Vacuum module. For combo therapy 5 waveforms are included for use: Interferential, VMS, High Volt, Asymmetric biphasic TENS and Symmetric biphasic TENS there is fully functional 1 and 3 MHz ultrasound frequencies and two channels of electrical stimulation output. This equipment is to be used only under the prescription and supervision of a licensed medical practitioner.



TECHNICAL INFORMATION

INPUT: 100-240V AC, 1.0 to 0.42A, 50/60 Hz
 ELECTRICAL CLASS: Class II
 MODE OF OPERATION: Continuous



ELECTRICAL TYPE (DEGREE OF PROTECTION)

ULTRASOUND: .TYPE BF
 ELECTROTHERAPY: .TYPE BF
 ELECTROTHERAPY VACUUM: .TYPE BF
 ULTRASOUND & ELECTROTHERAPY: .TYPE BF

ULTRASOUND SPECIFICATIONS

FREQUENCY: 1 MHz; 3 MHz
 DUTY CYCLES: 10%, 20%, 50%, Continuous
 PULSE REPETITION RATE: 16, 48, or 100 Hz
 PULSE DURATION: 1 -31.25 ms
 - Max (ON): 31.25 ms
 - Min (OFF): 5 ms

VACUUM SPECIFICATIONS

POWER
 INPUT: 20-25 Vdc, maximum peak current 4A
 ELECTRICAL TYPE: TYPE BF

GENERAL CHARACTERISTICS

VACUUM RANGE: .0 to 600 mbar maximum +/-5%
 VACUUM MODES: Continuous or Pulsed Continuous
 10 setting over vacuum range, 60 mbar per setting,
 +10 mbar to 10 mbar per setting

SYSTEM DIMENSIONS & WEIGHT	WIDTH	DEPTH	HEIGHT	WEIGHT (NO BATTERY)
INTELECT MOBILE 2 HEAD UNIT				
COMBO	34cm	35.5cm	15cm	3.1kg
ULTRASOUND	34cm	35.5cm	15cm	2.8kg
STIM	25.5cm	35.5cm	15cm	2.9kg
CART CONFIGURATIONS				
Cart (Safe working load 6.5kg)	48cm (max)	52cm (max)	96cm	10.1kg
Cart with vacuum	48cm (max)	52cm (max)	96cm	11.5kg
Device on cart	-	-	111cm	-

ULTRASOUND APPLICATOR FREQUENCY	1 cm ²		2cm ²		5cm ²	
	1MHz	3MHz	1MHz	3MHz	1MHz	3MHz
Effective Radiating Area ERA INTL (cm ²)	1	0.9	1.5	1	2.5	2.7
Max Output power in Continuous mode	2W	1.8W	3W	2W	5W	5.4W
Max Output power in Pulsed mode	3W	2.7W (*)	4.5W	3W	7.5W	8.1W
Max Amplitude in Continuous mode	2W/cm ²	2W/cm ²	2W/cm ²	2W/cm ²	2W/cm ²	2W/cm ²
Max Amplitude in Pulsed mode	3W/cm ²	3W/cm ²	3W/cm ²	3W/cm ²	3W/cm ²	3W/cm ²



IFC (Interferential) Traditional (4 Pole)

ADVICE ON SIZE AND TYPE OF ELECTRODES TO BE USED IS GIVEN IN DEVICE GUI "TREATMENT GUIDELINES" FEATURE

Interferential Current is a medium frequency waveform. Current is distributed through two channels (four electrodes). The currents cross each other in the body at the area requiring treatment. The two currents interfere with each other at this crossing point, resulting in a modulation of the intensity (the current intensity increases and decreases at a regular frequency).



TENS - ASYMMETRICAL BIPHASIC

ADVICE ON SIZE AND TYPE OF ELECTRODES TO BE USED IS GIVEN IN DEVICE GUI "TREATMENT GUIDELINES" FEATURE

The Asymmetrical Biphasic waveform has a short pulse duration. It is capable of strong stimulation of the nerve fibers in the skin as well as of muscle tissue. This waveform is often used in TENS devices. Because of its short pulse, the patient typically tolerates the current well, even at relatively high intensities.



TENS - SYMMETRICAL BIPHASIC

ADVICE ON SIZE AND TYPE OF ELECTRODES TO BE USED IS GIVEN IN DEVICE GUI "TREATMENT GUIDELINES" FEATURE

The Symmetrical Biphasic waveform has a short pulse duration and is capable of strong stimulation of nerve fibers in the skin and in muscle. This waveform is often used in portable muscle stimulation units, and some TENS devices.



VMS™

ADVICE ON SIZE AND TYPE OF ELECTRODES TO BE USED IS GIVEN IN DEVICE GUI "TREATMENT GUIDELINES" FEATURE

VMS is a symmetrical biphasic waveform with a 100 µsec interphase interval. Because the pulse is relatively short, the waveform has a low skin load, making it suitable for applications requiring high intensities, such as in muscle strengthening protocols.



IFC PREMODULATED (Traditional 2 Pole)

ADVICE ON SIZE AND TYPE OF ELECTRODES TO BE USED IS GIVEN IN DEVICE GUI "TREATMENT GUIDELINES" FEATURE

Premodulated Current is a medium frequency waveform. Current comes out of one channel (two electrodes). The current intensity is modulated: it increases and decreases at a regular frequency (the Amplitude Modulation Frequency).



HIGH VOLTAGE PULSED CURRENT (HVPC)

The High Voltage Pulsed Current (HVPC) has a very brief pulse duration characterized by two distinct peaks delivered at high voltage. The waveform is monophasic (current flows in one direction only). The high voltage causes a decreased skin resistance making the current comfortable and easy to tolerate.



INTELECT® MOBILE 2

INTELECT® MOBILE 2 COMBO:

PART NUMBER	DESCRIPTION
15-1204	INTELECT® MOBILE 2 COMBO SET (EU PLUG) (Combo set includes the below items)
15-1205	INTELECT® MOBILE 2 COMBO SET (ALL PLUG) (Combo set includes the below items)
15-0133	INTELECT® MOBILE 2 COMBO
79967	Carbon electrodes
42198	Gel electrodes
70010	Stim lead wires
6522055	Chattanooga® straps
15-0142	5cm ² ultrasound applicator
4248	Transmission gel bottle
15-0144/46/47	Power cord

INTELECT® MOBILE 2 STIM:

15-1202	INTELECT® MOBILE 2 STIM SET (EU PLUG) (Stim set includes the below items)
15-1203	INTELECT® MOBILE 2 STIM SET (ALL PLUG) (Stim set includes the below items)
15-0132	INTELECT® MOBILE 2 STIM
79967	Carbon electrodes
42198	Gel electrodes
70010	Stim lead wires
6522055	Chattanooga® straps
15-0144/46/47	Power cord

INTELECT® MOBILE 2 ULTRASOUND:

15-1200	INTELECT® MOBILE 2 ULTRASOUND SET (EU PLUG) (Ultrasound set includes the below items)
15-1201	INTELECT® MOBILE 2 ULTRASOUND SET (ALL PLUG) (Ultrasound set includes the below items)
15-0131	INTELECT® MOBILE 2 ULTRASOUND
15-0142	5cm ² ultrasound applicator
4248	Transmission gel (1 bottle)
15-0144/46/47	Power cord

INTELECT® MOBILE 2 OPTIONAL ACCESSORIES:

15-1136	Intelect Mobile 2 cart
15-1137	Intelect Mobile 2 cart with vacuum
70010	Stim channel 1/2 lead wire kit
70012	Stim channel 1/2 lead wire kit XL
15-1140	USB drive
79967	6x8cm carbon electrodes (4x)
15-0140	1cm ² ultrasound applicator
15-0141	2cm ² ultrasound applicator
15-0142	5cm ² ultrasound applicator
4248	Transmission gel (24 bottles)
14-1086	Intelect Mobile 2 battery



DJO® Global | 1a Guildford Business Park | Guildford | Surrey | GU2 8XG | UNITED KINGDOM

www.DJOglobal.eu

*Individual results may vary. Neither DJO Global, Inc. nor any of its subsidiaries dispense medical advice. The contents of this document do not constitute medical, legal, or any other type of professional advice. Information related to various health, medical, and fitness conditions and their treatment is not meant to be a substitute for the advice provided by a physician or other medical professional.

Copyright © [2019] by DJO, LLC All rights reserved. No part of this publication may be reproduced, distributed, or transmitted in any form or by any means.